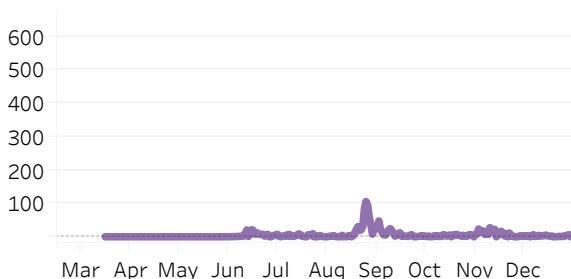




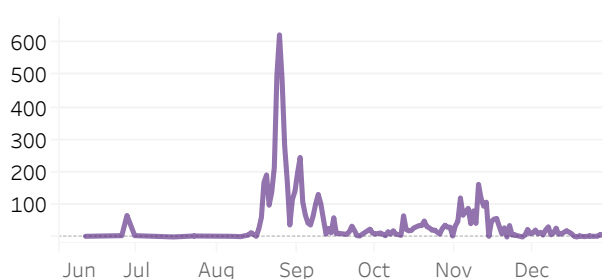
COVID-19 Dashboard - 2020 Archive

Office of Emergency Management and Office of Institutional Research
 Last Update: January 5, 2021 09:50am

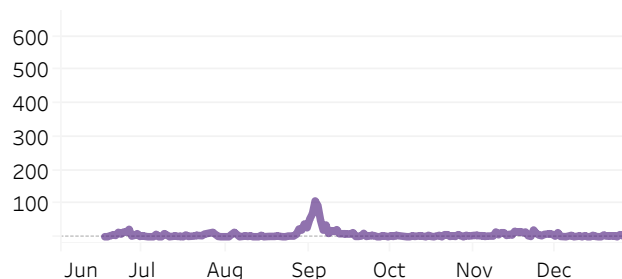
Daily New Positive COVID-19 Cases



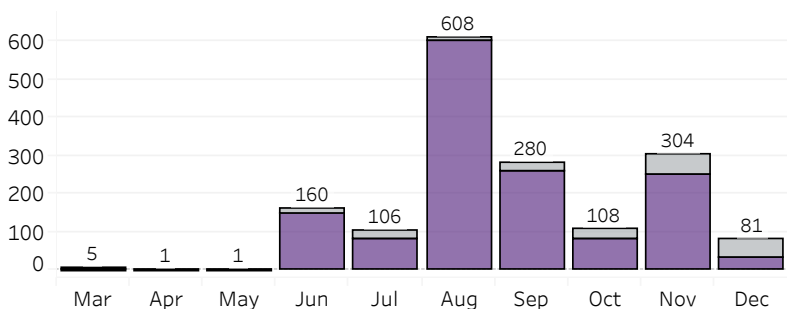
Daily Active COVID-19 Cases



Daily Recoveries COVID-19 Cases



Monthly Positive COVID-19 Cases



Total 2020 Positives Reported by Semester

Spring	7
Summer	289
Fall	1,358

Availability of Protective Equipment

Maintenance of Enhanced Cleaning

Availability of Isolation Beds



Availability levels at 65% or greater

Availability levels between 30% and 65%

Availability levels less than 30%

1,654

Total Positives Reported in 2020

1,457

Total Student Cases

197

Total Employee Cases

1,644

Total Recovered Cases as of 12/31/2020

3

Hospitalizations During 2020

*ACTIVE CASES - individuals who have tested **positive** for COVID-19 and are currently in isolation.

** Total positive cases reported in 2020 is a cumulative case count, representing cases with and without on-campus exposures.