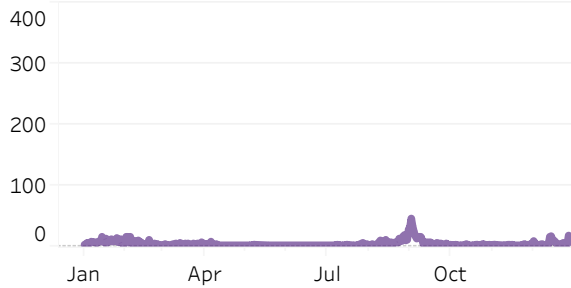


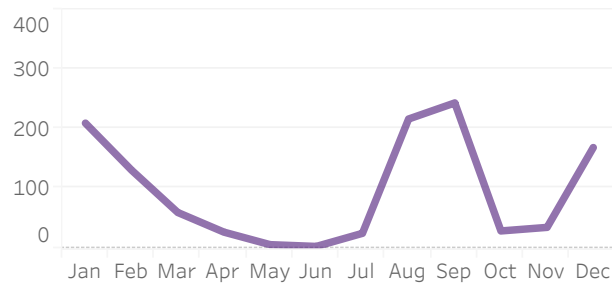
# COVID-19 Dashboard - 2021 Archive

Office of Emergency Management and Office of Institutional Research  
January 5, 2022

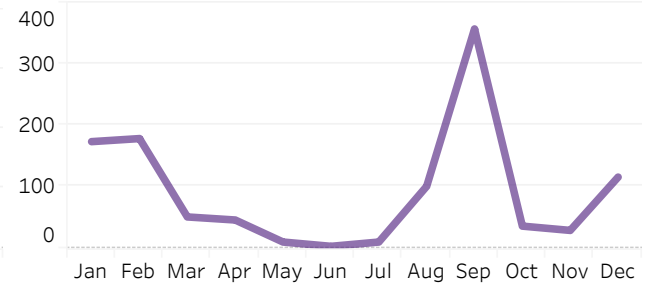
### Daily New Positive COVID-19 Cases



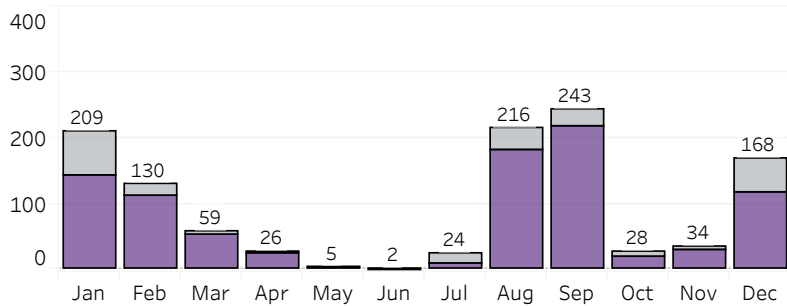
### Daily Active COVID-19 Cases



### Daily Recoveries COVID-19 Cases

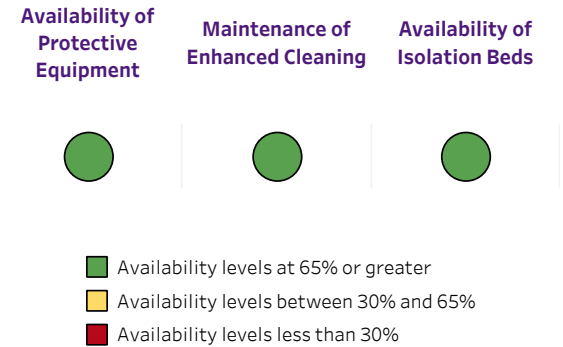


### Monthly Positive COVID-19 Cases



### Total 2021 Positives Reported by Semester

Spring 2021	428
Summer 2021	71
Fall 2021	645



<b>1,144</b> Total Positives Reported in 2021	<b>911</b> Total Student Cases	<b>233</b> Total Employee Cases	<b>1,101</b> Total Recovered Cases as of 12/31/2021	<b>9</b> Hospitalizations During 2021	<b>2</b> Deaths During 2021
--	-----------------------------------	------------------------------------	--	--	--------------------------------

\*ACTIVE CASES - individuals who have tested **positive** for COVID-19 and are currently in isolation.

\*\* Total positive cases reported in 2021 is a cumulative case count, representing cases with and without on-campus exposures.